



# SPARE PARTS CATALOGUE

## Starting Gates




---

<u>FRONT GATES</u>	3 - 5
<u>BACK GATES</u>	6 - 7
<u>FRAME</u>	8
<u>STEERING</u>	9 - 10
<u>OPERATING SYSTEM</u>	11 - 12
<u>PADDING</u>	13 - 15
<u>QUOTE REQUEST FORM</u>	16

CONTENTS



Suction Cup Plate



Front Gate Spring 12"  
(older gates)



Suction Cup Assembly



Front Gate Spring 10"



Rotary Catch Assembly



Operating Rod Assembly  
with independent release



Hinge Plug



Urethane Hinge Plug



ZIS12050 & GIN00012

Hinge Set Screw & Lock Nuts



SFGHPS00

Stainless Steel Hinge Plug



PRM16025

Hinge Bolt Cap



SFGRCB00

Rotary Catch Bronze Bush



SIWS0006

Rotary Catch Shaker Washer



SIW14916

Rotary Catch Flat Washer



SIS06012

Stainless Steel Pan Head Screw



SGCS0000

Gate Straightener Tool



SFGBS000

Front Gate Blind Saddle



SFGAC000

Front Gates Pair Complete



SFGLA000

Front Gate Latch Side Only




SFGFC000

Front Gate Catch Side Only






# BACK GATES



Back Gate Lever Assembly – Latch Side



Back Gate Lever Assembly – Catch Side



Back Gate Lever – Latch Side



Back Gate Lever – Catch Side



Platform Back Gate Lever Bracket



Back Gate Top Spigot SS



Back Gate Extension Rump Strap



Standard Back Gates Pair



Photo  
not available

**SBGSA000**

Spring Lock Back Gates Pair

Photo  
not available

**SBGLSA00**

Spring Lock Assembly

Photo  
not available

**SBGSLSAA**

Arbour Assembly



**SBGECA00**

Catch Side Standard Back  
Gate Only



**SBGELA00**

Latch Side Standard Back  
Gate Only

**BACK GATES**



**ELR55012**

Flashing Red LED Light



**SDHC0000**

Division Panel Clamp  
Assembly



**SP000000**

Standard Platform  
(not for platinum gates)



**SDGH0000**

Division Panel Grab Handle  
Weld on



**STFNM000**

Front Magnetic Stall  
Numbers  
(large 550mm x 430mm)



**STBNM000**

Back Magnetic Stall  
Numbers  
(small 220mm x 550mm)






# STEERING



**SWMSAU00**

Stub Axle U Bolt



**SWMSAD00**

Double Ended Stub Axle with Grease Nipple



**SSTRE000**

Steering Tie Rod End




**SSTR0000**

Steering Tie Rod




**HYD00010**

Flow Control Valve



**HYD00008**

Hydraulic Steering Oil Valve



**SSTB0000**

Steering Tow Bar



**SSLP0000**

Steering Lock Pin



SSTLA005

Steering Tow Link Assembly



HYD00005

Hydraulic Ram



SWTA0015

Wheel & Tyre Assembly 15"



# STEERING



SOCOBA00

Operating Shaft Bearing Assembly



Operating Shaft Bearing Urethane Only



SMCMS001

Start Button and 15m lead – suits pre 2016 electric box



SMCMS000

Start Button and 15m lead – suits post 2016 electric box



FFRAD000

Autodrain Filter/Regulator



FQEV0014

Quick Release Valve



N920085

Air Ram SPAU2126



NPT32340

Air Ram Spring 13½"



**BATG1207**

Starting Gate Battery



**RCE40101**

Starting Gate Magnet



**SMCEOSE0**

Control Solenoid Box



**SGESCB00**

Start Gate Conical Buffer



**SMSDH00**

Door Hold UK





# PADDING



**SLFG0000**

Front Gate Blind Pad



**SFGBP000**

Front Gate Carpet Blind Pad



**SFGCP006**

Front Gate Cover Padding –  
6 Bar



**SFGBP000**

Front Gate Blind Pad  
Assembly



**SFGCP005**

Front Gate Cover Padding –  
5 Bar




**SLBG0000**

Back Gate Roller Pad



**SHGRP000**

Head Guard Urethane Pad



**SDCHGP00**

Head Guard Cover Padding





# PADDING



**SLH00050**

Division Side or Head Rail Pad 50NB



**SLC00025**

Overhead Side Rail Pad 25NB



**SLHD00050**

Vertical Rear Pad 50NB



**SLHDF050**

Vertical Front Pad 50NB



**SLS00040**

Roller Pad 40NB  
(suits older gates)



**SLS00032**

Division Rail Pad 32NB  
(suits older gates)



**SLSD00040**

Double Roller Pad 40NB  
(suits older gates)



**SLHDT000**

Division Clamp Padding



**SDHVR000**

Division Panel Vinyl Rug Pad



**SBGSLTHC**

Springlock Back Gate Top Hinge Cover Pad



Standard Back Gate Cover Padding



**SBGSCP00**

Springlock Back Gate Cover Padding

Photo not available

**SLV00000**

Velcro Roll (25m) for padding installation

## Starting Gate Parts Request

<b>Customer / Race Club</b>	
Contact Person	
Contact Phone	
Contact Email	
<b>Order Number</b>	

<b>Date</b>	
-------------	--

<b>Order</b>	
--------------	--

<b>Quote</b>	
--------------	--

PART CODE	PART DESCRIPTION	QUANTITY

It is the customer's responsibility to correctly identify the parts required. Steriline Racing will accept no responsibility for parts chosen that are incorrect, where there has been no consultation with a Steriline Racing representative.